



# Anchors of Main Street

## RESULTS FROM THE 2015 RURAL GROCERY SURVEY

Karen Lanthier, Dr. Kathryn Draeger (PI)

Regional Sustainable  
Development Partnerships

UNIVERSITY OF MINNESOTA  
**EXTENSION**





**Karen (Korlund) Lanthier – Assistant  
Program Director for Sustainable Agriculture  
and Food Systems.**

UNIVERSITY OF MINNESOTA EXTENSION - REGIONAL  
SUSTAINABLE DEVELOPMENT PARTNERSHIPS

# BACKGROUND

- Rural Grocery Stores are key features of small town main streets facing growing challenges.
- Recently, increasing interest in improving access to healthy foods.





# BEGINNING IN THE COMMUNITY



# INITIAL STORE VISITS





# SURVEY DESIGN


- 2008 KSU Rural Grocery Survey
- Questions informed, reviewed and vetted by many stakeholders, including:
  - Rural grocery store owners
  - Minnesota Department of Health
  - Minnesota Department of Agriculture
  - Center for Rural Policy and Development
  - Clean Energy Resource Teams
  - Two grocery wholesale businesses
  - ...AND MORE!
- Data collection conducted by the Minnesota Center for Survey Research



# SURVEY DESIGN

## Question topics:

- Business conditions
- Store characteristics
- Fresh produce availability/challenges
- Interest and sales of locally produced foods
- Infrastructure conditions
- Energy usage
- Energy efficiency needs/priorities



# SURVEY FUNDERS



Regional Sustainable  
Development Partnerships

---

UNIVERSITY OF MINNESOTA  
**EXTENSION**





# METHODOLOGY

- **July 2015 – October 2015:** Mailing and data collection
  - Communities of 2,500 or fewer residents
  - 175 out of 254 stores completed the survey for **69% response rate**
    - Remarkable response given 60 question survey
    - Follow-up conducted with non-respondents via postcard and phone calls.



# RESULTS

- Fact sheet topics:
  - Business Characteristics
  - Fresh produce and locally produced foods
  - Energy usage and efficiency

<http://z.umn.edu/rsdprg>

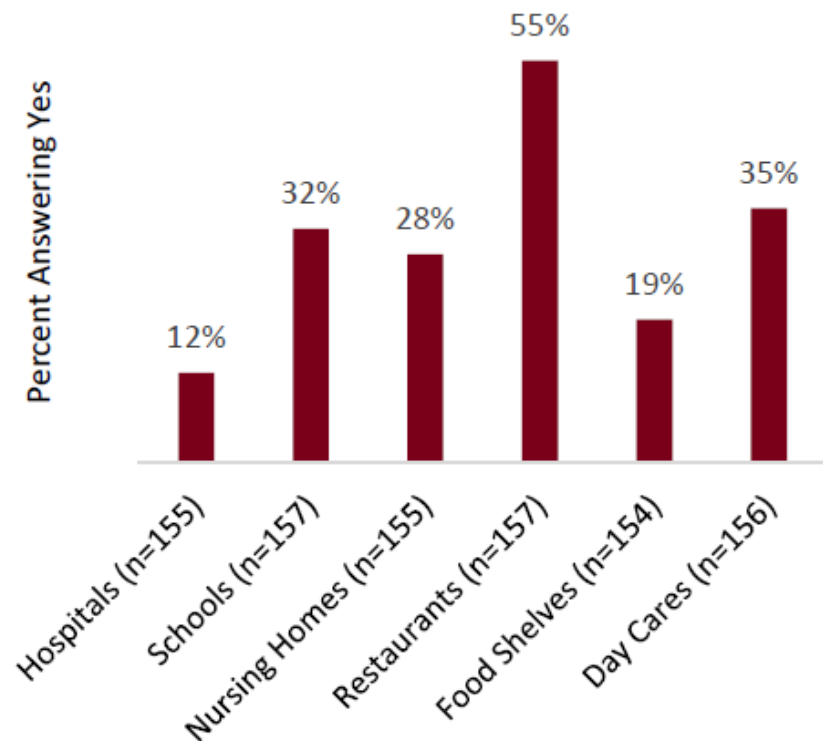


# FILLING A NEED IN THE COMMUNITY

What is the farthest that your customers travel to shop at your store, that is, how far does your service area extend? (n=172)

DISTANCE	PERCENT OF GROCERS
FEWER THAN 10 MILES	5%
10-19 MILES	39%
20-29 MILES	28%
30 OR MORE MILES	28%

Do you sell fresh produce to any of the following institutions?



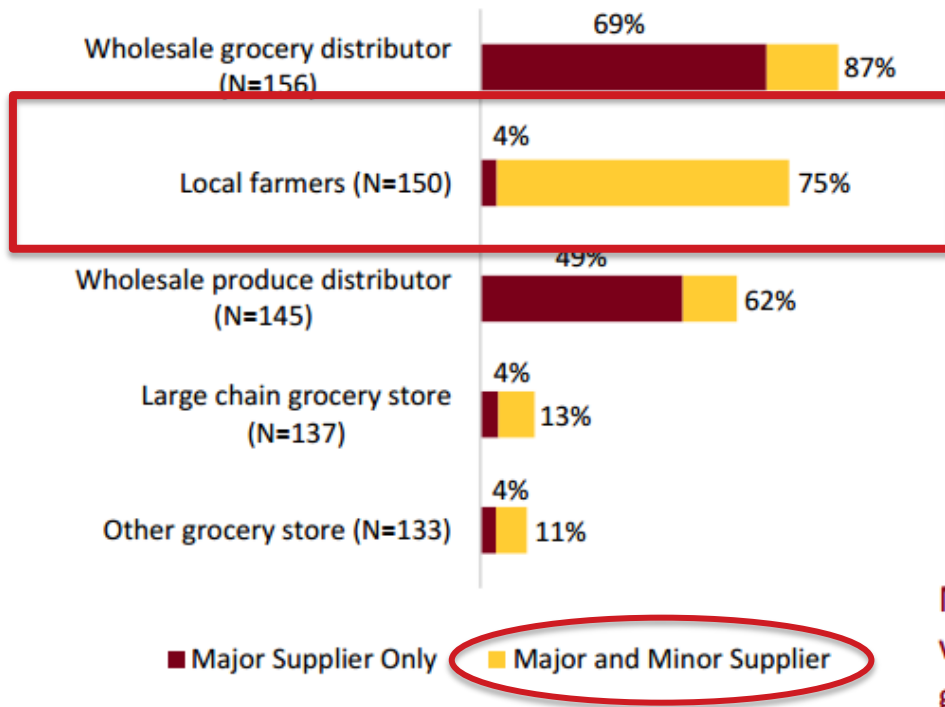
Note. 92% of respondents indicated they sell fresh produce (n=175). Chart reflects only those respondents who indicated they sell fresh produce.



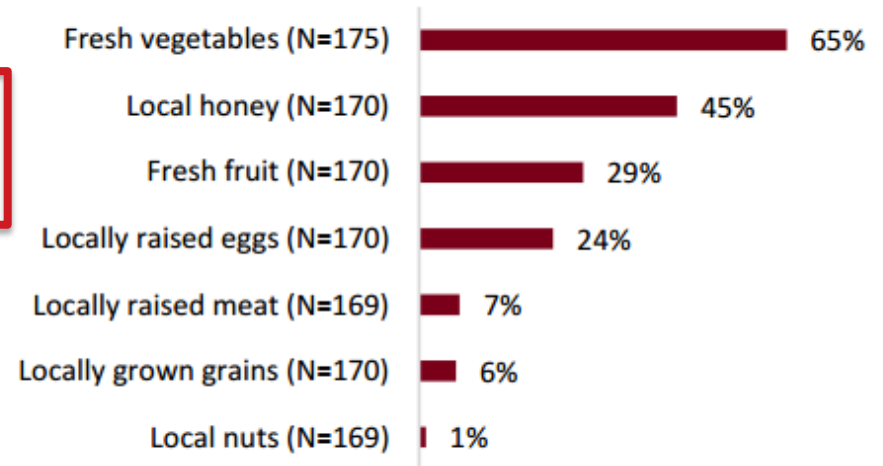


# PURCHASING FROM LOCAL FARMERS/PRODUCERS

Where do you get the fresh produce for your store?



Which of the following do you buy from local farmers or producers?



Note: Some respondents listed specific fruits and vegetables in "other." These were recoded into the generalized groups.

Note: 92% of respondents indicated they sell fresh produce (N=175). Chart reflects only that group.

## How much of a challenge are each of the following issues for your store?

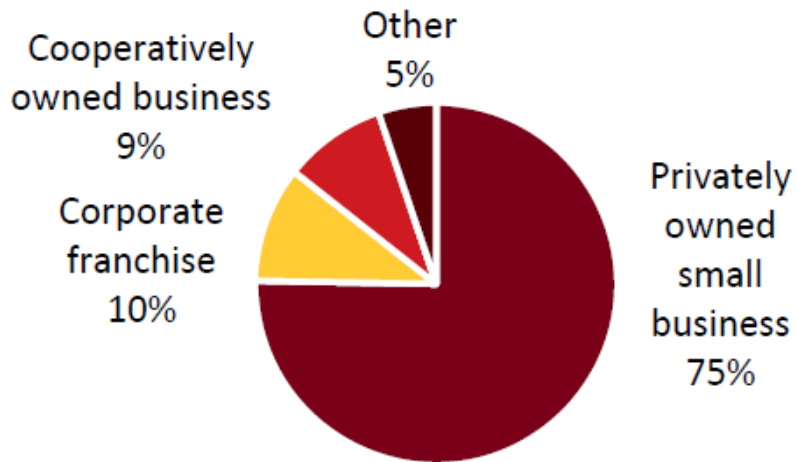
ISSUE	MAJOR OR MINOR CHALLENGE	NOT A CHALLENGE
COMPETITION WITH LARGE CHAIN GROCERY STORES (N=175)	97%	
HIGH OPERATING COSTS (UTILITIES, BUILDING LEASE, REPAIRS, MAINTENANCE, ETC.) (N=175)	95%	
NARROW PROFIT MARGINS (N=174)	94%	
GOVERNMENT REGULATIONS (N=174)	88%	12%
TAXES (N=172)	87%	13%
AVAILABILITY OF SATISFACTORY LABOR (N=175)	85%	15%
LOW SALES VOLUME (N=174)	84%	16%
SHOPLIFTING/BAD CHECKS/INTERNAL THEFT/UNPAID ACCOUNTS (N=175)	81%	19%

# CHALLENGES

HIGH INVENTORY COSTS/LOW TURNOVER (N=173)	77%	23%
LACK OF COMMUNITY SUPPORT (N=175)	77%	23%
DEBT AND/OR HIGH PAYMENTS (N=173)	67%	33%
SHORTAGE OF WORKING CAPITAL (N=173)	66%	34%
MINIMUM BUYING REQUIREMENTS FROM VENDORS (N=175)	51%	49%
GETTING PRODUCTS DELIVERED BECAUSE OF YOUR LOCATION (N=174)	37%	63%
AVAILABILITY OF GROCERY DISTRIBUTORS/DISTRIBUTOR SELECTION/OFFERINGS (N=174)	34%	66%

# STORE OWNERSHIP

What is the type of ownership for this grocery store?  
(n=174)



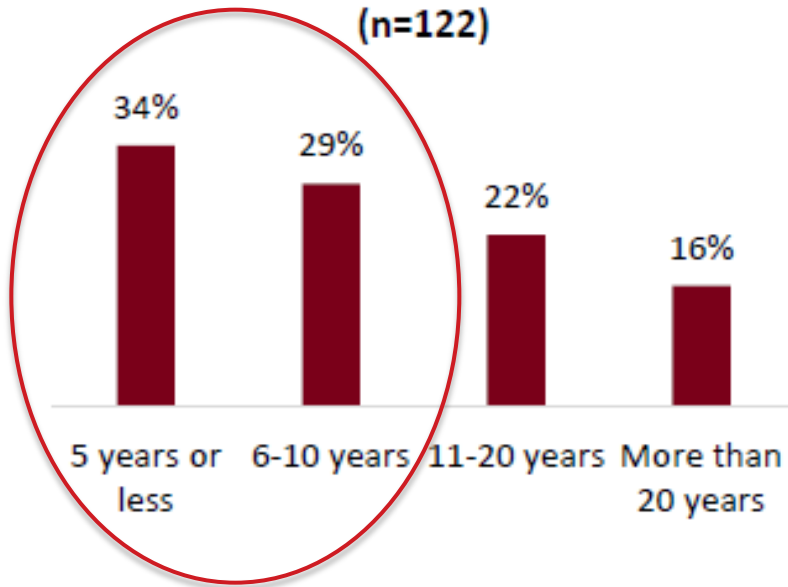
How old is the building where your grocery store is located? (n=171)

AGE	FREQUENCY	PERCENT
0-15 YEARS OLD	21	12%
16-50 YEARS OLD	76	44%
MORE THAN 50 YEARS OLD	74	43%



# TRANSITION PLANS

For how many more years do you intend to own this grocery store?  
(n=122)



Do you have any other transition plans for the future ownership of this grocery store?

BUSINESS TYPE	YES	NO
FAMILY BUSINESS THAT WILL BE PASSED DOWN (N=63)	29%	71%
FAMILY BUSINESS THAT WILL NOT BE PASSED DOWN (N=57)	19%	81%
NOT A FAMILY BUSINESS (N=35)	14%	86%



# ONGOING WORK

- In-store Fresh Produce Handling Demos
- Rural Energy for America Program assistance
- AFRI grant with KSU team



# SERENDIPITY GRANT (U OF M)

- March 2016 – March 2017
- Focus on building team of mixed expertise to help decide further analysis, collaboration and dissemination opportunities.
- Expertise both w/in and outside University:
  - E.g. Extension Community Vitality, Applied Economics, American Heart Association, Community Reinvestment Fund, Clean Energy Resource Teams...







# Thank you!

Karen Lanthier

[korsl001@umn.edu](mailto:korsl001@umn.edu)

(612) 624-8452

<http://z.umn.edu/rsdprg>

© 2016 Regents of the University of Minnesota. All rights reserved.

The University of Minnesota is an equal opportunity educator and employer. This PowerPoint is available in alternative formats upon request. Direct requests to 612-626-9827.

